

# OzCLO Round 1 2019 – Detailed guide

The competition is held on Wednesday the 13<sup>th</sup> of March at various times across the country so that we are all doing it simultaneously

<b>State</b>	<b>Preparation Time</b>	<b>Competition Time</b>
ACT	1:30 – 2:30pm	2:30 – 4:30pm
NSW	1:30 – 2:30pm	2:30 – 4:30pm
NT	12:00 – 1:00pm	1:00 – 3:00pm
QLD	12:30 – 1:30pm	1:30 – 3:30pm
SA	1:00 – 2:00pm	2:00 – 4:00pm
VIC	1:30 – 2:30pm	2:30 – 4:30pm
WA	10:30 – 11:30am	11:30am – 1:30pm

## **During the Preparation time:**

Teachers should log in and download the Question Book and print a copy for each student.

Teams should log in and fill out the Team Information Questionnaire (Note they cannot start filling out answers for the competition until this is completed)

Note: The team information questionnaire asks for the Name and Address of the School as well as the Name and Email address of the supervising teacher. It may be useful for the teacher to write this information up on a board for all to see and copy from.

## **Start of Competition:**

Teams can now start looking at their question books and can also open the competition online to fill in their answers.

Within teams, participants can work cooperatively, but not across teams.

## **End of Competition:**


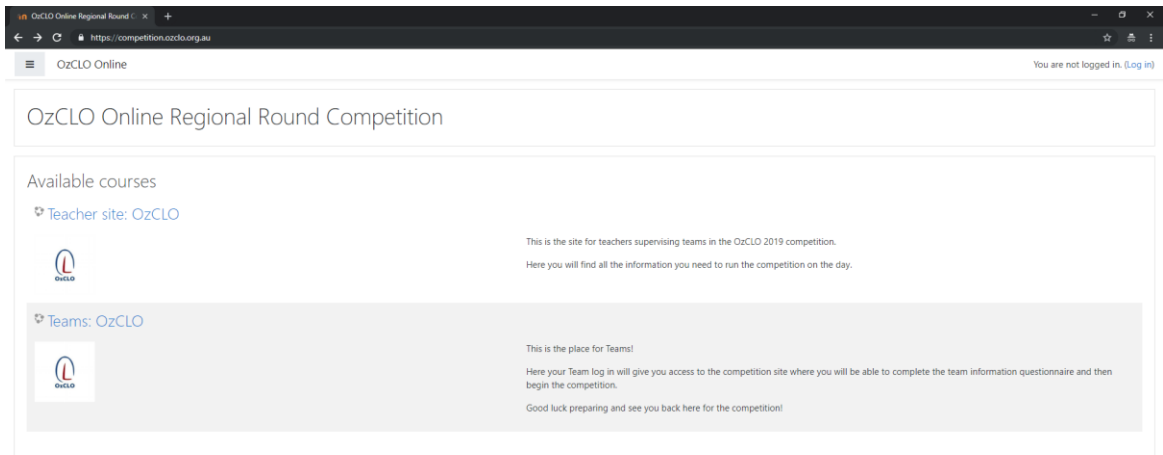
Teams must ensure they submit their answers online.

Teachers should **collect and keep all question books and notes**. In the unlikely event that a team's responses are not saved by the system we will contact you and ask you to scan the team's question book for manual marking.

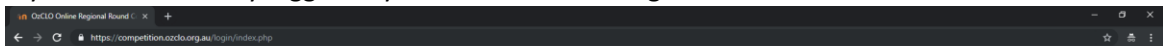
If you need assistance at any point please email [onlinecomp@ozclo.org.au](mailto:onlinecomp@ozclo.org.au)

A detailed guide to navigating the competition site follows on the subsequent pages.

1. Make sure you have your teacher/team log in details. These should have been emailed to you.
2. Go to <https://competition.ozclo.org.au> to log in



3. Click on the Teacher or Team site (as appropriate).
4. If you are not already logged in you will be asked to log in



OzCLO Online Regional Round Competition

Username  [Forgotten your username or password?](#)

Password  [Cookies must be enabled in your browser](#)

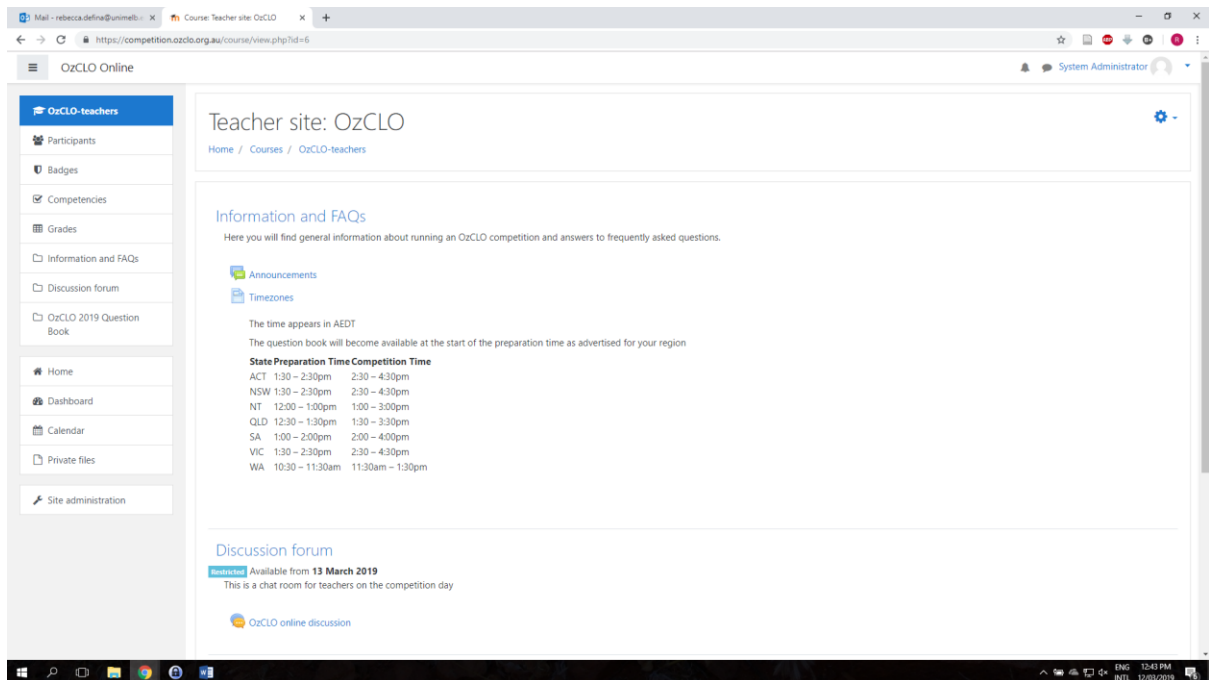
Remember username [Some courses may allow guest access](#)



5. If you have forgotten your password, or misplaced your log in details you can click "Forgotten your username or password?" Enter your email address and you will get an email to help you reset your login details.

# Teachers

This is where you will be able to access the pdf of the question book.



The screenshot shows a web browser window displaying the 'Teacher site: OzCLO' page. The page has a left-hand navigation menu with options like 'Participants', 'Badges', 'Competencies', 'Grades', 'Information and FAQs', 'Discussion forum', and 'OzCLO 2019 Question Book'. The main content area is titled 'Teacher site: OzCLO' and includes sections for 'Information and FAQs', 'Announcements', and 'Timezones'. A table lists 'State Preparation Time' and 'Competition Time' for various Australian states and territories. At the bottom, there is a 'Discussion forum' section with a 'Restricted' status and a date of '13 March 2019'.

State	Preparation Time	Competition Time
ACT	1:30 – 2:30pm	2:30 – 4:30pm
NSW	1:30 – 2:30pm	2:30 – 4:30pm
NT	12:00 – 1:00pm	1:00 – 3:00pm
QLD	12:30 – 1:30pm	1:30 – 3:30pm
SA	1:00 – 2:00pm	2:00 – 4:00pm
VIC	1:30 – 2:30pm	2:30 – 4:30pm
WA	10:30 – 11:30am	11:30am – 1:30pm

This page contains 3 things:

1. Information and FAQs

This is where we will post any announcements during the competition

2. Discussion forum

This is where you can ask any questions or chat with other supervising teachers and the OzCLO organisers.

3. OzCLO 2019 Question Book

This is where you will find a PDF of the question book for printing, available from 1 hour before the competition.

You can find these by scrolling down or in the menu on the left-hand side of the screen.

## Teams

This where teams will be able to fill out their Team Information Questionnaires and their answers for the competition

The screenshot shows the OzCLO Online Teams page. The left sidebar contains navigation options: OzCLO-Teams, Participants, Badges, Competencies, Grades, Information and FAQs, Team information questionnaire, Competition, Home, Dashboard, Calendar, Private files, and Site administration. The main content area is titled 'Information and FAQs' and includes sections for 'Announcements' and 'Timezones'. A table lists 'State Preparation Time' and 'Competition Time' for various Australian states and territories. Below this is a section for the 'Team information questionnaire' with a 'Not available' status and a 'Team questionnaire - complete before competition' link.

State	Preparation Time	Competition Time
ACT	1:30 - 2:30pm	2:30 - 4:30pm
NSW	1:30 - 2:30pm	2:30 - 4:30pm
NT	12:00 - 1:00pm	1:00 - 3:00pm
QLD	12:30 - 1:30pm	1:30 - 3:30pm
SA	1:00 - 2:00pm	2:00 - 4:00pm
VIC	1:30 - 2:30pm	2:30 - 4:30pm
WA	10:30 - 11:30am	11:30am - 1:30pm

This page contains 3 things:

1. Information and FAQs

This is where we will post any announcements during the competition

2. Team Information Questionnaire

This is where teams can fill out their names and year levels. They will also need to enter the name and address of their school and the name and email address of their supervising teacher.

3. The competition

This is where teams can fill out their answers.

The Team Information Questionnaire and the Competition follow the same process.

First click on the link with the tick on it

 [Team questionnaire - complete before competition](#)

 [OzCLO 2019 State Round competition](#)

This takes you to a page like this

## Team questionnaire - complete before competition

Here you fill out the names and year levels of all members of your team on the competition day as well as general information about your school.

You will need:

- the name and address of your school
- your supervising teacher's name and email address
- all team members' names and year levels

Grading method: Highest grade

Attempt quiz now

Click "Attempt Quiz Now"

Note if you close the window or anything like that you can come back and you will see a screen like this and you can just click on "Continue the last attempt" to pick up where you left off.

## Team questionnaire - complete before competition

Here you fill out the names and year levels of all members of your team on the competition day as well as general information about your school.

You will need:

- the name and address of your school
- your supervising teacher's name and email address
- all team members' names and year levels

Grading method: Highest grade

### Summary of your previous attempts

Attempt	State	Review
Preview	In progress	

Continue the last attempt

The Team Information Questionnaire and Competition both look like this:

Teams: OzCLO

[Home](#) / [Courses](#) / [OzCLO-Teams](#) / [Team questionnaire - complete before competition](#)

**Question 1**  
Not yet answered  
Marked out of 1.00  
Flag question

What is the name of your school?

Answer:

**Question 2**  
Not yet answered  
Marked out of 1.00  
Flag question

What is your school's postal address?

Answer:

**Question 3**  
Not yet answered

What is the name of your supervising teacher?

Quiz navigation

1	2	3	4	5	6	7	8	9
10	11	12						

[Finish attempt ...](#)

You fill in your answers in the boxes provided.

You can move to a particular question using the Quiz navigation box in the top right

And when you are finished you press “Finish attempt” either in the Quiz navigation box at the top or at the bottom of the page

**Question 12**  
Not yet answered  
Marked out of 1.00  
Flag question

Which year is that person in?  
[Enter just the number]  
(If you don't have 4 team members enter 0)

Answer:

[Jump to...](#)

[Timezones](#)

[Finish attempt ...](#)

You must submit your answers for the competition, by pressing Finish attempt, before the competition closes.